

Mrs. Molina-Bardino

Math class work

5/18/2020-5/22/2020

Period 1

Focus: Yearly Review

(Page 54 , 75, and 3 are to be done with me on zoom) (Page 166 and 188 are the tests that are to be done with me on zoom)

	Monday	Tuesday	Wednesday	Thursday	Friday
worksheet	Subtraction worksheet pg.1	Correspondence worksheet pg.7	Counting worksheet pg. 29	Pattern worksheet pg 103	

Important information for parents





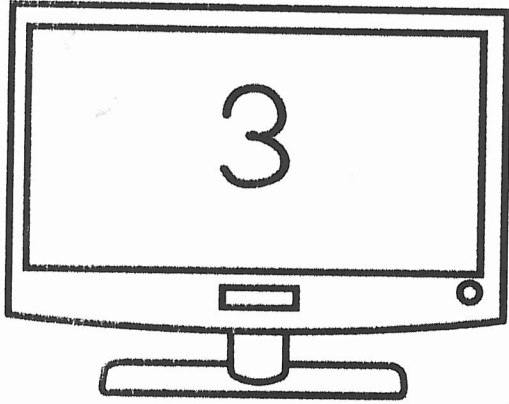
- Make sure you are attending all classes on zoom
- Check out my website!
- You can now pick up packets every Friday after 3pm (drop off in the same bin)
- Please use the same zoom login numbers to get in to my zoom classes and password is stride (on my website)
- Using manipulatives can help your child greatly understanding the concepts better
- All videos to help parents and students for my lessons can be found on my website
- Every Friday is a B day, and we only have second period at 9:30am.
- My website is <https://msmolinasclass.weebly.com/>
- You can also find my page under “teacher websites” on the learning Links page
- <https://www.learninglinksschool.org/Teacher-Websites.html>
- Learning Links School Directory Phone Number is (305) 907-7551 my extension is 712

We will do this worksheet together on Monday on Zoom

Name: _____ Date: _____

Color each picture by following the number directions.

1 = BLUE 2 = RED 3 = YELLOW 4 = GREEN 5 = PURPLE



We will do this together on Monday on Zoom

Name: _____ Date: _____

Color the picture by matching the numbers to their sums.

2 = RED

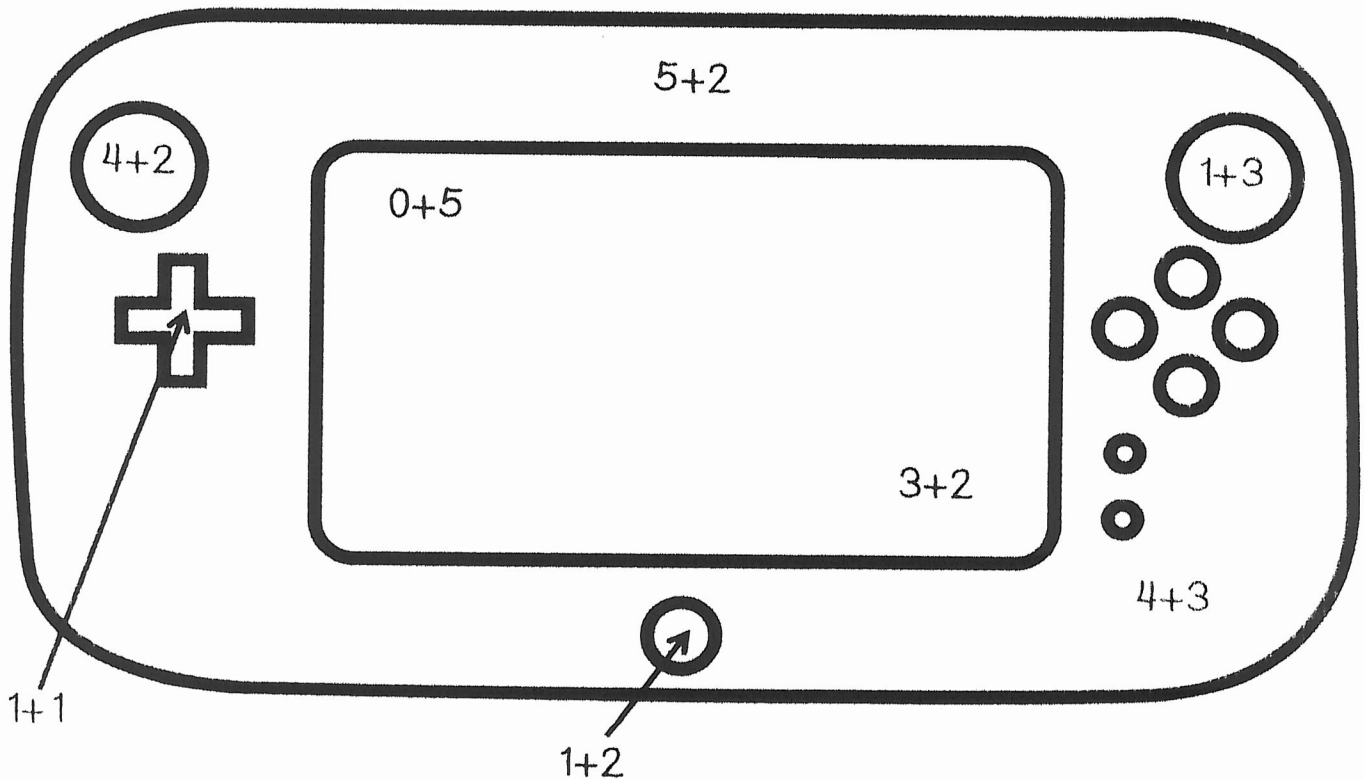
4 = YELLOW

6 = GREEN

3 = ORANGE

5 = PURPLE

7 = BLACK



We will do this together on Monday on Zoom

Name _____

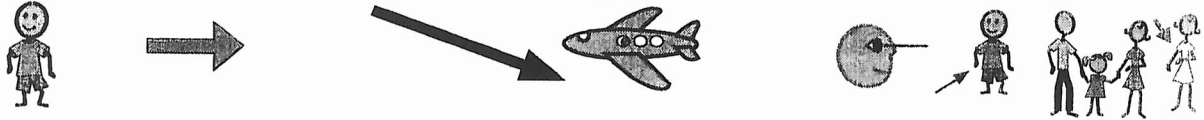
Date _____

Addition

Read the story below, and work the math problem to find the answer.

3

David is going in an airplane to see his aunt.



The plane has one captain pilot and two co-pilots.



How many pilots are in the airplane?



1  captain pilot

+ 2  co-pilots

pilots in the plane

3

Name _____

Date _____

Subtraction

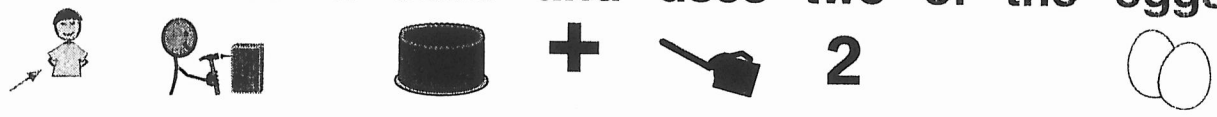
Read the story below, and work the math problem to find the answer.

1

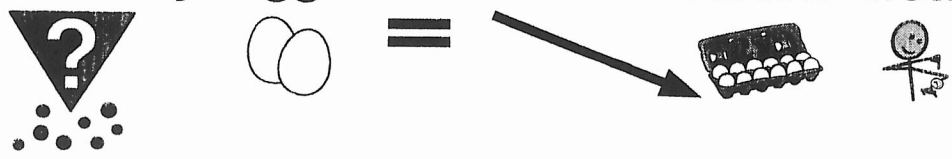
A carton of eggs is in Ted's refrigerator.



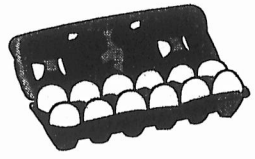
He makes a cake and uses two of the eggs.



How many eggs are in the carton now?

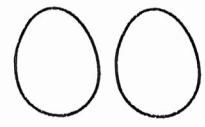


12



eggs in a new carton

2



eggs



to make a cake

—

eggs left in the carton




Name: _____

Date: _____

One-to-One Correspondence

WARM-UP 7

Directions: Count the items in the picture, and write the number you find for each item.

<p>1</p>  <p>_____</p>	
<p>2</p>  <p>_____</p>	




Name: _____

Date: _____

One-to-One Correspondence

WARM-UP 8

Directions: Count the items in the picture, and write the number you find for each item.

<p>1</p>  <p>_____</p>	
<p>2</p>  <p>_____</p>	

Name:

Date:

Counting

WARM-UP 7

Directions: Look at the order of the numbers, and fill in the missing numbers.

1

____, 2, 3, ____, 5, 6, 7, ____, 9, ____

2

1, ____, 3, 4, ____, 6, ____, 8, ____, 10

Name:

Date:

Counting

WARM-UP 8

Directions: Look at the order of the numbers, and fill in the missing numbers.

1

11, ____, 13, 14, 15, ____, 17, ____, 19, ____

2

____, 12, ____, 14, 15, 16, ____, 18, ____, 20

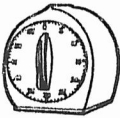





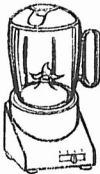




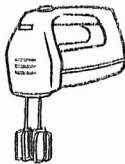





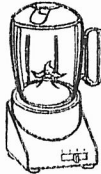
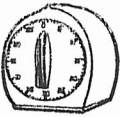

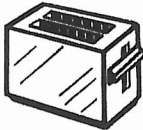
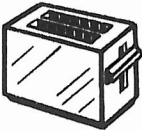


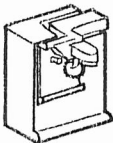




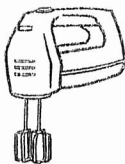
Name:

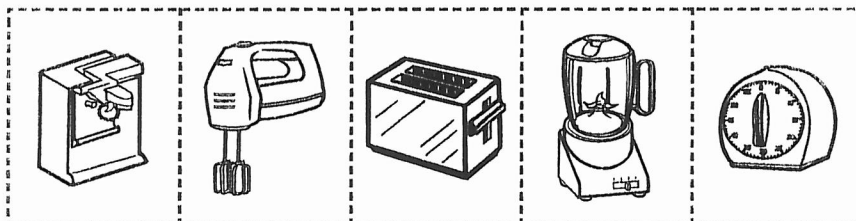
Date:

Patterns

WORKSHEET 4

Directions: Cut out the items at the bottom of the page. Look at the items in each row, and find the pattern. Then, glue the missing item in the pattern.

1						
2						
3						
4						
5						



We will use this as our test on Wednesday on





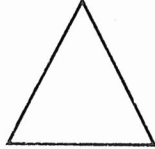



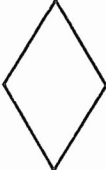


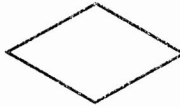
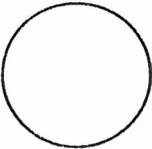


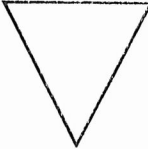








Name: *Do Not Complete!*

Date: *Zoom*

Final Assessment

SHAPES

Directions: Look at the first shape in each row, and read the shape's name. Then, fill in the circle below the matching shape.

A			
 oval	 <input type="radio"/>	 <input type="radio"/>	 <input checked="" type="radio"/>
1  triangle	 <input type="radio"/>	 <input type="radio"/>	 <input type="radio"/>
2  diamond	 <input type="radio"/>	 <input type="radio"/>	 <input type="radio"/>
3  circle	 <input type="radio"/>	 <input type="radio"/>	 <input type="radio"/>
4  square	 <input type="radio"/>	 <input type="radio"/>	 <input type="radio"/>
5  rectangle	 <input type="radio"/>	 <input type="radio"/>	 <input type="radio"/>

We will use this as our test on Wednesday on Zoom

Name: Do Not Complete!

Date:

200m

Final Assessment

ADDITION 2

Directions: Fill in the circle next to the correct sum.

A

$$\begin{array}{r} 57 \\ + 24 \\ \hline \end{array}$$

- 33 71 81

1

$$\begin{array}{r} 15 \\ + 17 \\ \hline \end{array}$$

- 30 32 22

2

$$\begin{array}{r} 43 \\ + 29 \\ \hline \end{array}$$

- 66 62 72

3

$$\begin{array}{r} 58 \\ + 36 \\ \hline \end{array}$$

- 94 84 82

4

$$\begin{array}{r} 67 \\ + 18 \\ \hline \end{array}$$

- 51 75 85

5

$$\begin{array}{r} 257 \\ + 382 \\ \hline \end{array}$$

- 539 639 649